



Tudor style house with 'Jetty' - Version 2

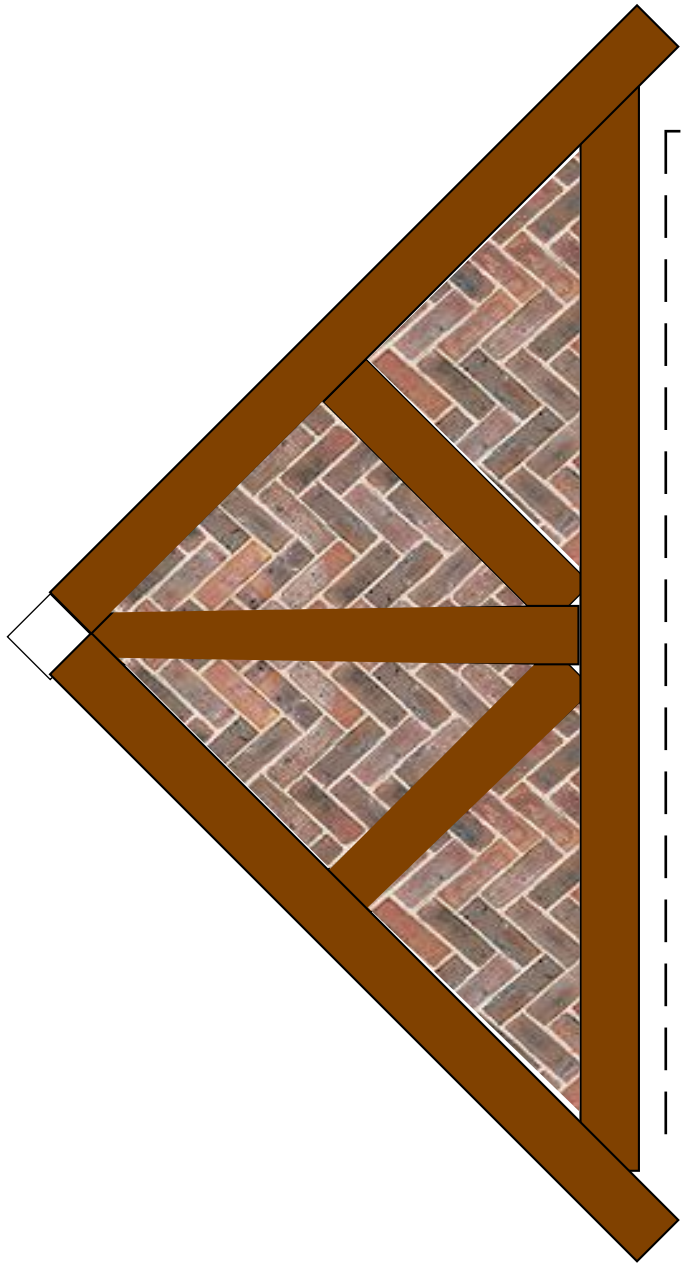




House Side 1 - print full size (206mm x 110mm)
(then glue on card or print directly on thin card)



House Side 2 - print full size (206mm x 110mm)
(then glue on card or print directly on thin card)



Glue extra spacing strip on back along this edge




Glue 2 extra spacing strips on back along this edge



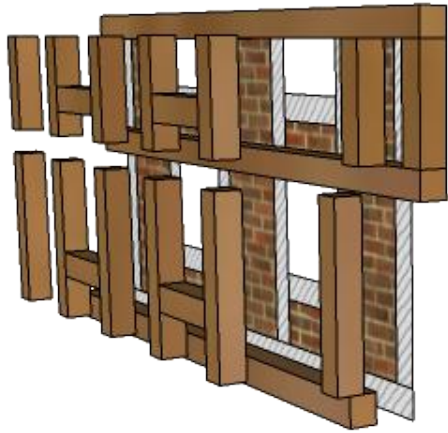
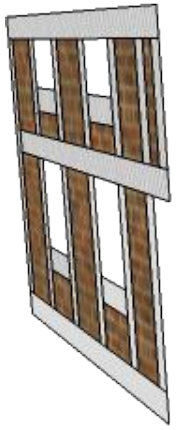
House Fronts - print full size
(then glue on card or print directly on thin card)



Roof Slates - print 2 sheets full size (246mm x 120mm)
(then glue on card or print directly on thin card)



Inside of Roof Slates - 2 needed from card
Glue a length of 8mm 'Stripwood' at each end as shown
(and optionally to represent rafters as shown dotted)
- leave space for the ridge strip to be added to join
the two halves of the roof together



Print-out on card with positions of timber beams shown

8mm 'Stripwood' cut to length and glued on to complete timbered frames



Timbered frames glued together and card roof added to complete the Tudor House with 'Jetty'

